



## Summary Feedback

### ST1 – ST4 Teaching Programme 2023

#### DKT FRCR 2B Viva (Session 5)

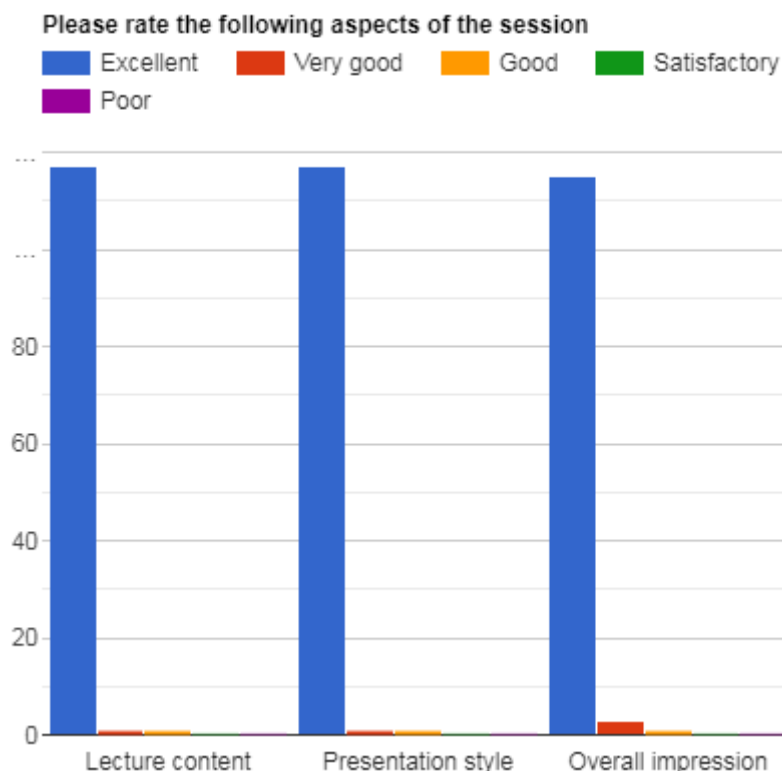
(16<sup>th</sup> February 2023)

Delivered By:

(Sami Khan)

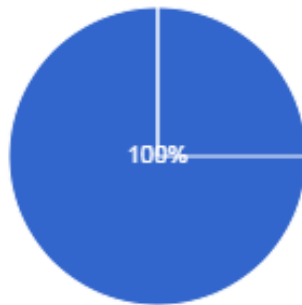
#### Summary Points:

- ST1-ST4 teaching programme 2023 – Viva Session 5: 2 hours teaching time
- Total Attendees: 416 from 37 Countries (Australia, Bahrain, Bangladesh, Botswana, Brunei, Canada, Czech Republic, Dominica, Egypt, Hong Kong, India, Iraq, Ireland, Jordan, Kenya, Kuwait, Lebanon, Malaysia, Mauritius, Myanmar, Nepal, Nigeria, Oman, Pakistan, Poland, Qatar, Saudi Arabia, South Africa, Sri Lanka, Sudan, Swaziland, Türkiye, UAE, UK, USA, Yemen, Zimbabwe).
- Total feedback received from 119 participants



Did you find it useful  
119 responses

● Yes  
● No

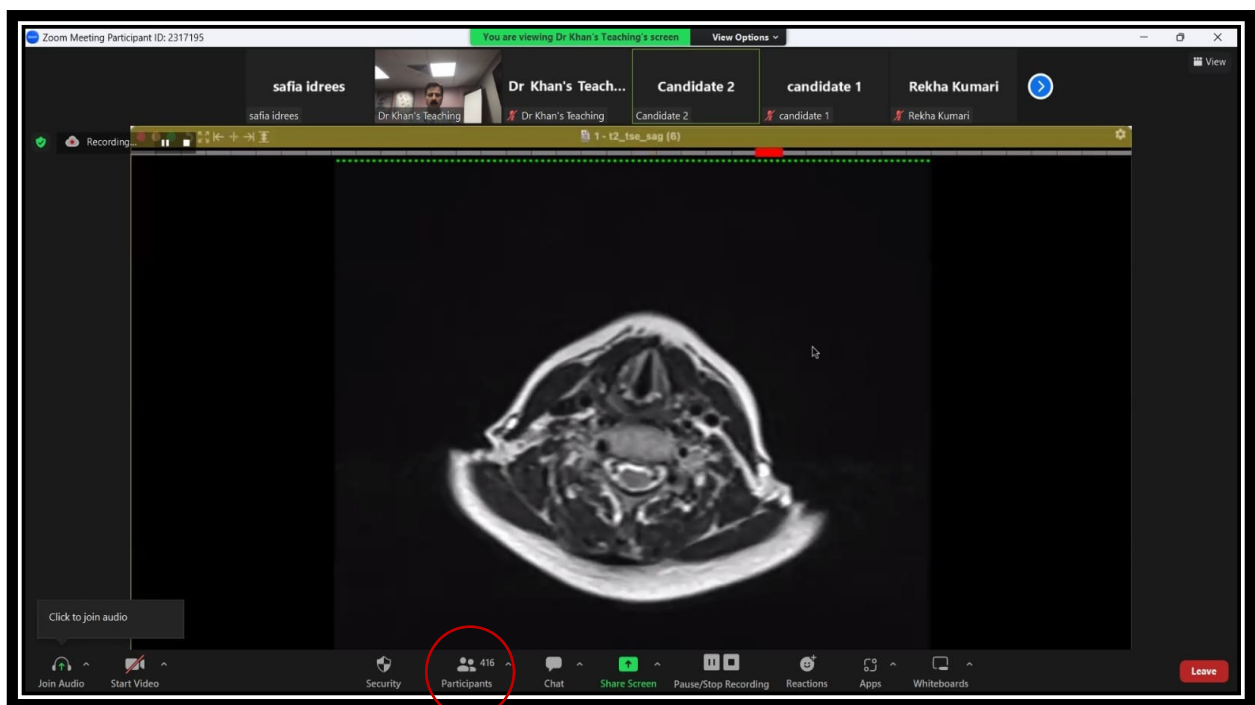


## Testimonials

- Fantastic cases covering a broad range of H&N pathology from infection to neoplastic to benign. I especially liked the explanation and teaching after each case, because head and neck radiology is a difficult topic so it was useful to recap these important points (UK).
- Impressive (Jordan).
- Excellent as usual, thank you! (Egypt).
- Good teaching of cases aligned with anatomy-neck pathology always scares me. Made it much less scary thank you (UK).
- Best case scenarios (Pakistan).
- As usual great teaching by the expert teacher! (UK).
- Informative session for day to day reporting too (UAE).
- Awesome (Saudi Arabia).
- Great session (Kenya).
- Excellent everyday learning points (UK).
- Excellent.
- Grateful (Pakistan).
- Must attend session (India).
- Best session ever.
- Perfect work, Dr Khan's sessions all are useful (UK).
- Best (Pakistan).
- Great job! (UK).
- Amazing efforts by Dr. Khan (Saudi Arabia).
- Nice session (Sudan).
- Very educative (Kenya).
- Excellent and informative (Yemen).
- Brilliant (UAE).
- All good (Pakistan).
- Great job (Yemen).
- I liked feedbacks and wide spectrum of cases (Saudi Arabia).

## DKT FRCR 2B Viva (Session 5)

- I liked cases selection (UAE).
- The cases were all relevant (Kenya).
- Good cases (Egypt).
- Some interesting cases really helpful, thank you (UK).
- Cases were wonderful and teaching prior to discussion.
- Excellent cases and discussion were great (Egypt).
- All cases are amazing schwannoma, glomus, metastatic cervical spine, sinusitis with abscess (Egypt).
- Excellent teaching (Pakistan).
- Very nice cases, good description (Pakistan).
- Nicely prepared and detailed cases. Dr Khan was very patient (UK).
- Best cases.
- Very nice cases that can come in the exam not so complicated yet auntie Minnie cases that everyone should know (UK).
- Overall session was very good (Pakistan).
- Excellent pace (Saudi Arabia).
- Nice cases, good pace. Nice to link back to first principles and anatomy/pathology (UK).
- Everything was valuable! (UK).
- The teaching style is very great (Saudi Arabia).
- All of the aspects are very useful (Egypt).
- Very nice cases (UAE).
- I liked the part where he explained the sialiectasis versus sialadenitis (Kenya).
- Every case was useful (Oman).
- As always really interesting.
- Cases with excellent teaching by Dr Khan (Pakistan).
- Perfect coverage (Egypt).



# DKT FRCR 2B Viva (Session 5)

Zoom Meeting Participant ID: 2317195

You are viewing Dr Khan's Teaching's screen

View Options

KELVIN MURITHI H H Liza Nellyta A Sello Motloung nasrkakakhel@...

### Jugular Foramen Lesions (Chapman Page 384)

#### 12.37 JUGULAR FORAMEN LESIONS

1. **Glomus jugulare**—see Section 12.32.
2. **Schwannoma**—can arise from CN IX, X or XI. Mean age 45 years. Large tubular or dumbbell-shaped tumour with jugular foramen enlargement and bony remodelling. Uniformly enhancing unless there is cystic change. May extend to adjacent carotid space.
3. **Necrotizing otitis externa**—infection can spread to the jugular foramen either via the bones or soft tissues, ± IJV thrombosis.
4. **Skull base lesions not specific to the jugular foramen**—e.g. meningioma, metastasis, myeloma, chondrosarcoma. See Sections 12.34 and 12.35.

Click to join audio

Join Audio Start Video Security Participants 412 Chat Share Screen Pause/Stop Recording Reactions Apps Whiteboards Leave

Participants (412)

Q. Find a participant

- FG Fraser Gill
- GM Gai Mabil Yuot
- G9 Galaxy 9
- GN Galaxy Note10+
- GJ Gbenga Jacob
- GI Gini Iyi
- K Gloria Kqakgamato
- HH H H
- HB hadiya begum
- h Hajira Farooq Khan
- HA Hameed Ali kasim
- H Hamid
- HU Hammad UR Rahman
- H Hanan Al Massani
- HL Hannah Lyn
- HS Hardev Singh

Zoom Meeting Participant ID: 2317195

You are viewing Dr Khan's Teaching's screen

View Options

H H Liza Nellyta A Sello Motloung nasrkakakhel@... Anisa Mahboub

Recording...

Click to join audio

Join Audio Start Video Security Participants 415 Chat Share Screen Pause/Stop Recording Reactions Apps Whiteboards Leave

Participants (415)

Q. Find a participant

- SI -host, me, participant ID: 2317195
- DK Dr Khan's Teaching (Host)
- C2 Candidate 2 (Co-host)
- C1 candidate 1 (Co-host)
- C3 Candidate 3 (Co-host)
- DK Dr Khan's Teaching (Co-host)
- 
- .
- K -khan
- 39 3620 9999
- 9 98659578414
- A A
- A A
- AK A K
- AG A. G
- A Aa

====XX=====XX=====